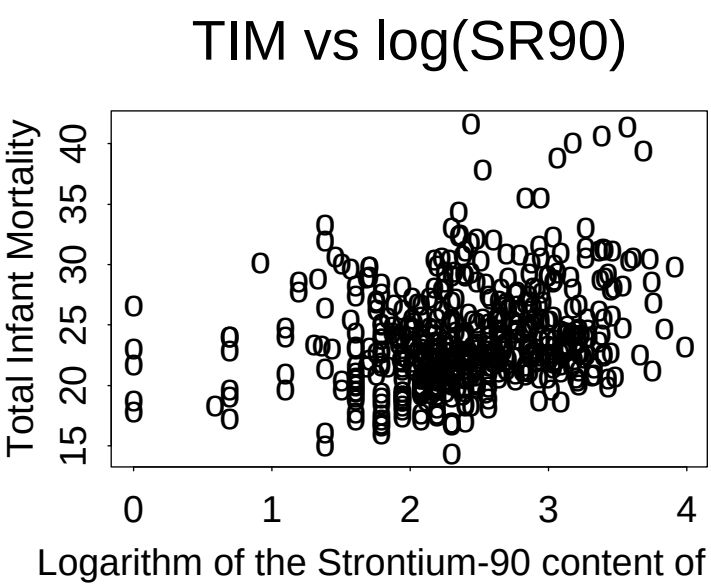
TIM vs log(SR90)
Total Infant Mortality
15 20 25 30 35 40
0 1 2 3 4
Logarithm of the Strontium-90 content of mil

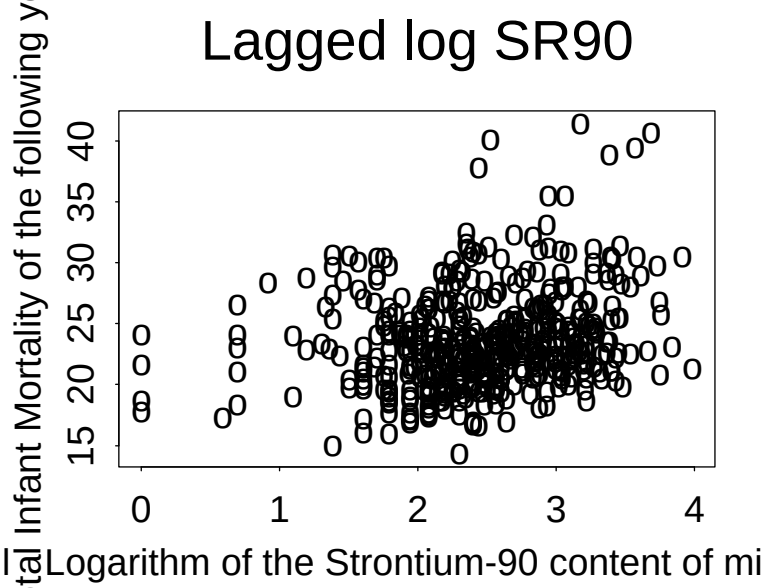
Lagged log SR90
otal Infant Mortality of the following y
15 20 25 30 35 40
0 1 2 3 4
Logarithm of the Strontium-90 content of mil

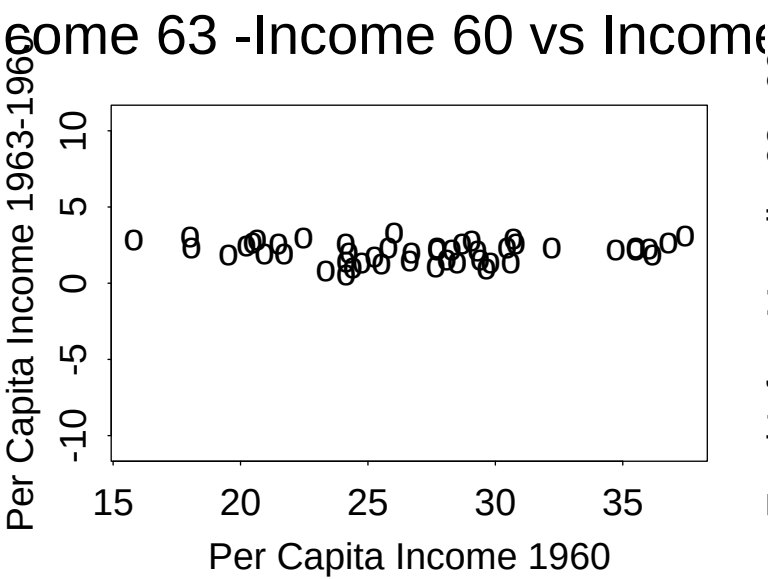
come 63 -Income 60 vs Income
Per Capita Income 1963-1960
-10 -5 0 5 10
15 20 25 30 35
Per Capita Income 1960

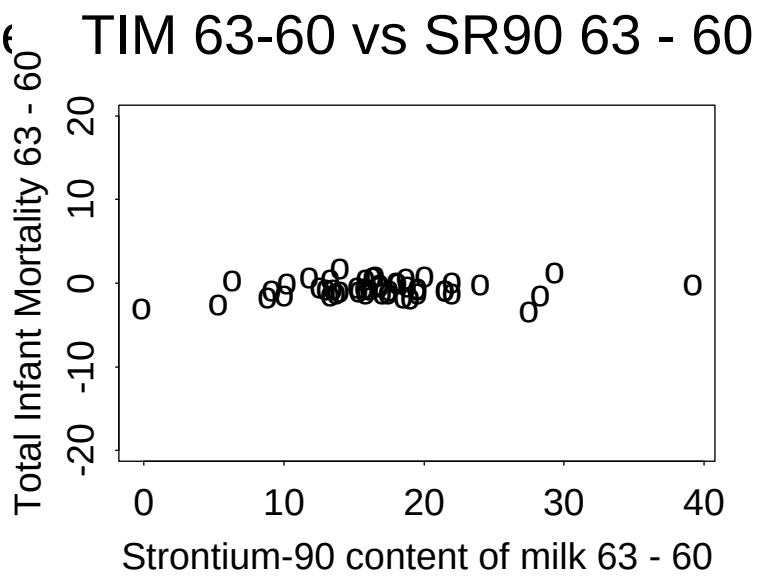
TIM 63-60 vs SR90 63 - 60
Total Infant Mortality 63 - 60
-20 -10 0 10 20
0 10 20 30 40
Strontium-90 content of milk 63 - 60